

# PERMIT

## CITY OF NAPOLEON - BUILDING DEPARTMENT

255 West Riverview Avenue, Napoleon, Ohio 43545 - 419-592-4010

Permit No. 88-78 Issued 5/30/78  
date

Job Location 440 N. Harmony Drive  
address

Lot 3 Harmony Acres  
sub-div or legal discript

Issued By [Signature]  
building official

Owner Don Westhoven  
name tel.

Address Washington St. Napoleon, Ohio

Agent Blue Ridge Homes 385-4196  
builder-eng.-etc. tel.

Address 4325 Holly Hill Toledo, Ohio

Description of Use Residence

---

Residential XX(10)  
no. dwelling units

Commercial \_\_\_\_\_ Industrial \_\_\_\_\_

New XXX Add'n. \_\_\_\_\_ Alter \_\_\_\_\_ Remodel \_\_\_\_\_

Mixed Occupancy \_\_\_\_\_

Change of Occupancy \_\_\_\_\_

Estimated Cost \$ 42,680.00

FEES	BASE	PLUS	TOTAL
<input checked="" type="checkbox"/> BUILDING	\$ 73.50	-0-	\$ 73.50
<input checked="" type="checkbox"/> ELECTRICAL	1.00	\$12.75	13.75
<input checked="" type="checkbox"/> PLUMBING	3.00	7.00	10.00
<input checked="" type="checkbox"/> MECHANICAL	8.00	-0-	8.00
<input type="checkbox"/> DEMOLITION			
<input checked="" type="checkbox"/> ZONING	-00	-0-	-0-
<input type="checkbox"/> SIGN			
WATER TAP	225.00	-0-	225.000
SEWER TAP	60.00	-0-	60.00
TEMP. ELECT.	10.00	-0-	10.00
ADDITIONAL PLAN REVIEW	Struct. _____ hrs _____	Elect. _____ hrs _____	
TOTAL FEES.....			\$400.25
LESS MIN. FEES PAID _____			-0-
BALANCE DUE.....			\$400.25

### ZONING INFORMATION

district "A"	lot dimensions 85' x 119'	area 10,115sq'	front yd 30' OK	side yds 16' ea.. OK	rear yd Min. 15' OK
max hgt 25' OK	no pkg spaces 2-9'x20' OK	no ldg spaces n/a	max cover 35% OK	petition or appeal req'd n/a	date appr ---

### WORK INFORMATION:

Size: Length 53' Width 34'8" Stories 1 Ground Floor Area 1837.3sq'

Height OK Building Volume (for demo. permit) \_\_\_\_\_ cu. ft.

Electrical: 200amp service & wiring.  
brief description

Plumbing: Water supply & Drainage.  
brief description

Mechanical: Baseboard electric heat.  
brief description

Sign: \_\_\_\_\_ Dimensions \_\_\_\_\_ Sign Area \_\_\_\_\_  
type

Additional Information: COMPLY WITH THE ATTACHED ADDENDUM & 1978N.E.C. CALL FOR INSPECTIONS MARKED ON THE ATTACHED SHEETS?

ate May 30, 1978 Applicant Signature [Signature] owner-agent

PAID

MAY 31 1978

# INSPECTION RECORD

	UNDERGROUND			ROUGH-IN						FINAL		
	Type	Date	By	Type	Date	By	Type	Date	By	Type	Date	By
<b>PLUMBING</b>	Building Drains			Drainage, Waste & Vent Piping			Indirect Waste			Drainage, Waste & Vent Piping		
	Water Piping									Backflow Prevention		
	Building Sewer			Water Piping			Condensate Lines			Water Heater		
	Sewer Connection									FINAL APPROVAL		
<b>MECHANICAL</b>	Refrigerant Piping			Refrigerant Piping			Chimney(s)			Grease Exhaust System		
				Duct Furnace(s)			Fire Dampers			Air Cond. Unit(s)		
	Ducts/Plenums			Ducts/Plenums			<input type="checkbox"/> Radiant Htr(s) <input type="checkbox"/> Unit Htr(s)			Refrigeration Equipment		
				Duct Insulation			Pool Heater			Furnace(s)		
				Combustion Products Vents			Ventilation <input type="checkbox"/> Supply <input type="checkbox"/> Exhst.			FINAL APPROVAL		
<b>ELECTRICAL</b>	Conduits & or Cable			Conduits/Cable			<input type="checkbox"/> Range <input type="checkbox"/> Dryer			Temp Service Temp Lighting		
	Grounding & or Bonding			Rough Wiring	6-22 78	UFI	<input type="checkbox"/> Generator(s) <input type="checkbox"/> Motors			Fixtures Lampholders		
	Floor Ducts Raceways			Service Panel Switchboard	6-29 78	UFI	<input type="checkbox"/> Water Htr <input type="checkbox"/> Welder			Signs		
	Service Conduit			Busways Ducts			<input type="checkbox"/> Heaters <input type="checkbox"/> Heat Cable			Electric Mtr. Clearance		
	Temporary Power Pole			Subpanels			<input type="checkbox"/> Duct Htr(s) <input type="checkbox"/> Furnace(s)			FINAL APPROVAL	7-20 78	UFI
<b>BUILDING</b>	Location, Set-backs, Esmt(s)			Exterior Wall Construction			Roof Covering Roof Drainage			Smoke Detector		
	Excavation						Exterior Lath			Demolition (sewer cap)		
	Footings & Reinforcing						<input type="checkbox"/> Interior Lath <input type="checkbox"/> Wallboard					
	Floor Slab			Interior Wall Construction			Fire Wall(s)			Building or Structure		
	Foundation Walls			Columns & Supports			Fireplace Chimney					
	Sub-soil Drain			Crawl Space <input type="checkbox"/> Vent <input type="checkbox"/> Access			Attic <input type="checkbox"/> Vent <input type="checkbox"/> Access					
	Piles			Floor System(s)						FINAL APPROVAL BLDG. DEPT.		
			Roof System			Special Insp Reports Rec'd			Certificate of Occupancy Issued			
<b>ADDITIONAL</b>	INSPECTIONS, CORRECTIONS, ETC.						INSPECTIONS, CORRECTIONS, ETC.					

F.A.I.

YAM

DATE TO THIS



# RESIDENTIAL PLAN CORRECTION SHEET

**CITY OF NAPOLEON, Building Dept.**  
 255 West Riverview Avenue  
 Napoleon, Ohio 43545  
 (419) 592-4010

ADDENDUM to Permit No. \_\_\_\_\_

Owner \_\_\_\_\_  
 Location Lot #3  
Harmony Acres

Please note the Items checked below and incorporate them into your plans as indicated:  Permit not yet issued  
 Correct Plans and Re-Submit.  Permit issued Incorporate the items during construction.

GENERAL			
<input checked="" type="checkbox"/>	Provide 1 approved smoke detector.	<i>B.O.C.A</i>	Show size of members supporting porch roof.
<input checked="" type="checkbox"/>	Provide 1 hour fire wall and/or ceiling between garage and dwelling.	<i>R-216</i>	Provide double top plate.
<input checked="" type="checkbox"/>	Provide (Class B) 1 hour fire rated door from garage to dwelling.	<i>R-210</i>	<input checked="" type="checkbox"/> Provide design data for pre-fab. wood truss/members.
	Submit fully dimensioned plot plan.	<i>R-210</i>	Ceiling joists undersized in.....
	Provide 1-3'0" x 6'8" exit door.		Roof rafters undersized in.....
	Provide min. 22" x 30" attic access.		
	Provide min. 18" x 24" crawl space access opening.		<b>PLUMBING AND MECHANICAL:</b>
	<b>LIGHT AND VENTILATION:</b>		Terminate all exhaust systems to outside air.
	Provide mechanical exhaust or window in bathroom.....		Insulate ducts in unheated areas.
<input checked="" type="checkbox"/>	Provide Min. <i>Per Code</i> sq. in. net free area attic ventilation.	<i>R-705</i>	Provide back flow device on all hose bibs.
<input checked="" type="checkbox"/>	Provide min. <i>Per Code</i> sq. in. net free area crawl space ventilation.	<i>R-309</i>	<b>ELECTRICAL:</b>
	<b>FOUNDATION:</b>		Show location of service entrance and service equipment panel.
	Min. depth of foundation below finished grade 30".		G.F.C.I. req'd. on Temp. Electric.
	Min. size of footer....." x ....."		Outdoor and bathroom receptacles shall be protected by G.F.C.I.
	Provide anchor bolts 1/2" @ 8' o.c. 1' from each corner. Embedded 8" concrete and 15" in masonry.		<b>METAL VENEERS:</b>
	Show size of basement columns.		Contact City Utilities Dept. to remove conductors and/or meter.
	<b>FRAMING:</b>		Provide 18" x 18" x 3/4" wood backer for meter base.
	Show size of wood girder in.....		Provide approved system of grounding and bonding.
	Provide design data for structural member in.....		<b>MISCELLANEOUS:</b>
	Floor joists under sized in.....		Provide backwater valve in sub-soil drain tile.
	Provide double joists under parallel partitions.		Provide approved sheathing and flashing behind masonry veneer.
	Provide 1" x 4" let in corner bracing or approved sheathing.		Provide 15# felt underlayment on roof.
<input checked="" type="checkbox"/>	Show size of headers for openings over 4' wide. <i>See Code &amp; Conform</i>	<i>R-402.5</i>	Provide adequate fireplace hearth extensions
			Install factory built fireplaces/stoves according to manufacturers recommendations.
			Terminate chimney 3' above roof or 2' above highest point of building within 10' of chimney.

**ADDITIONAL CORRECTIONS:** *Install Footing Drains pursuant to R-305*

The approval of plans and specifications does not permit the violation of any section of the Building Code, or other City Ordinance or State Law. This addendum is attached to Permit No. \_\_\_\_\_ and made a part thereof.

Date Approved or Disapproved \_\_\_\_\_  
 Date Rechecked and Approved \_\_\_\_\_

Checked By *P. E. Johnson*  
 Plan Examiner  
 Checked By \_\_\_\_\_



CITY OF NAPOLEON  
BUILDING INSPECTION DEPARTMENT  
APPLICATION FOR CONSTRUCTION PERMIT  
(PLEASE PRINT OR TYPE)

98-78

440 N. HARMONY 73.50

The undersigned hereby makes application for the construction, installation, replacement or alteration as herein specified, agreeing to do all such work in strict accordance with the City of Napoleon's Building Code for 1, 2 and 3 Family Buildings.

Owner's Name Don Westover Address Napoleon Ohio  
Builder's Name Blue Ridge Homes Inc Address 4325 Holly Hill Tel. 385 4196  
Salado

LOT INFORMATION: (Not required for roofing or siding job.)

Location of Project \_\_\_\_\_ Lot # 3  
Subdivision Harmony Acres Lot Area 10115 Sq. Ft.  
Yard Setback: Front 35 Rear 50 Left Side 16  
Right Side 16 Zoning District R

BUILDING INFORMATION:

Single  Double \_\_\_\_\_ Multiple \_\_\_\_\_ New Construction

Attition \_\_\_\_\_ Remodel  Attached Garage \_\_\_\_\_

Detached Garage \_\_\_\_\_ Accessory Building \_\_\_\_\_ Replacement \_\_\_\_\_

Brief Description of Work: New 1 family dwelling

Size: Length 53 Width 34 No. of Stories 1

Floor Area: 1st Floor 1902 Sq. Ft. 2nd Floor \_\_\_\_\_ Sq. Ft.

3rd Floor \_\_\_\_\_ Sq. Ft. Easement \_\_\_\_\_ Sq. Ft.

Unfinished Attic \_\_\_\_\_ Garage 402

Foundation: Piers 4 Full Basement \_\_\_\_\_ Part Basement \_\_\_\_\_

Concrete 4" Thickness Block 8x8x16 Size

Walls: Frame \_\_\_\_\_ Block \_\_\_\_\_ Brick  Other \_\_\_\_\_

Specific Type of Exterior Siding \_\_\_\_\_

APPLICATION FOR PERMIT SHALL BE ACCOMPANIED BY TWO COMPLETE SETS OF PLANS INCLUDING: ELEVATIONS, FLOOR PLANS, CROSS SECTIONS AND PLOT PLAN. IF ADDITIONS OR REMODELING, SHOW ALL EXISTING STRUCTURE AND THEIR SIZE AND LOCATION. ALL PLANS SHALL BE DRAWN TO SCALE.

ESTIMATED COST OF COMPLETED PROJECT: ~~40,000~~ # 42,680.00

DATE May 25, 1978 APPLICANT'S SIGNATURE Blue Ridge Homes  
OWNER-BUILDER-AGENT

By Gene Ramsey



Date: 5-30-78

TO: The Building Inspector - Engineering Dept.

FROM: Electric Distribution Superintendent

Confirmed the installation of 200 AMP. electrical service entrance, located RIGHT END OF HOUSE AS YOU FACE, at the following address: 440 N. HARMONY DR.

Approved



Not Approved



K. Hauge  
Electric Supt.

5 30 78  
Date

Remarks: Transformers on left side of house as you face it  
Long secondary lead.





CITY OF NAPOLEON  
 BUILDING INSPECTION DEPARTMENT  
 APPLICATION FOR ELECTRICAL PERMIT  
 (PLEASE PRINT OR TYPE)

The undersigned hereby makes application for the installation, replacement, or alteration of electrical equipment as herein specified, agreeing to do all such work in strict accordance with the City of Napoleon's adopted Electrical Code for 1, 2 and 3 Family Buildings.

Owner's Name DON WESTOVER REALTY Address Washington Tel. \_\_\_\_\_

Contractor's Name MIKE'S ELECTRIC Address RR#1 Box 6A Tel. 572-8356

LOT INFORMATION:

Location of Project HARMONY ACRES zoning District \_\_\_\_\_

BUILDING INFORMATION:

Single Family λ Double Family \_\_\_\_\_ Multiple Family \_\_\_\_\_

New Construction X Existing \_\_\_\_\_ Addition \_\_\_\_\_

Replacement \_\_\_\_\_ Remodel \_\_\_\_\_ Service Change \_\_\_\_\_

Size: Total Square Foot Per Floor \_\_\_\_\_ No. of Stories 1

DESCRIPTION OF WORK

Size of Service 200 AMP. Service Change Only \_\_\_\_\_ (Yes or No)

Total Number of New Circuits \_\_\_\_\_ Total Number of New Circuits Excluding Appliance Circuits \_\_\_\_\_

APPLIANCE CIRCUITS: (indicate quantity)

Electric Range X Range Hood X Clothes Dryer X Dishwasher X

Air Conditioner \_\_\_\_\_ Attic Fan Blower \_\_\_\_\_ Room Exhaust Fan \_\_\_\_\_

Disposal X Hot Water Heater X Electric Oven \_\_\_\_\_

Require Temporary Electric YES (Yes or No)

Note: G.F.I.C. required for all temporary electric with approved ground rod at service

APPLICATION FOR PERMIT SHALL BE ACCOMPANIED BY TWO COMPLETE SETS OF PLANS INCLUDING: ELECTRICAL LAY-OUT AND RISER DIAGRAM.

ESTIMATED COST OF COMPLETED PROJECT: \$ 1835.00

DATE 5-25-78 APPLICANT'S SIGNATURE Mike Speier  
 OWNER-CONTRACTOR-AGENT

$$\begin{array}{r} 16 \\ 136 \\ \hline 9 \\ 1.00 \\ 6.00 \\ 6.75 \\ \hline \$ 13.75 \end{array}$$

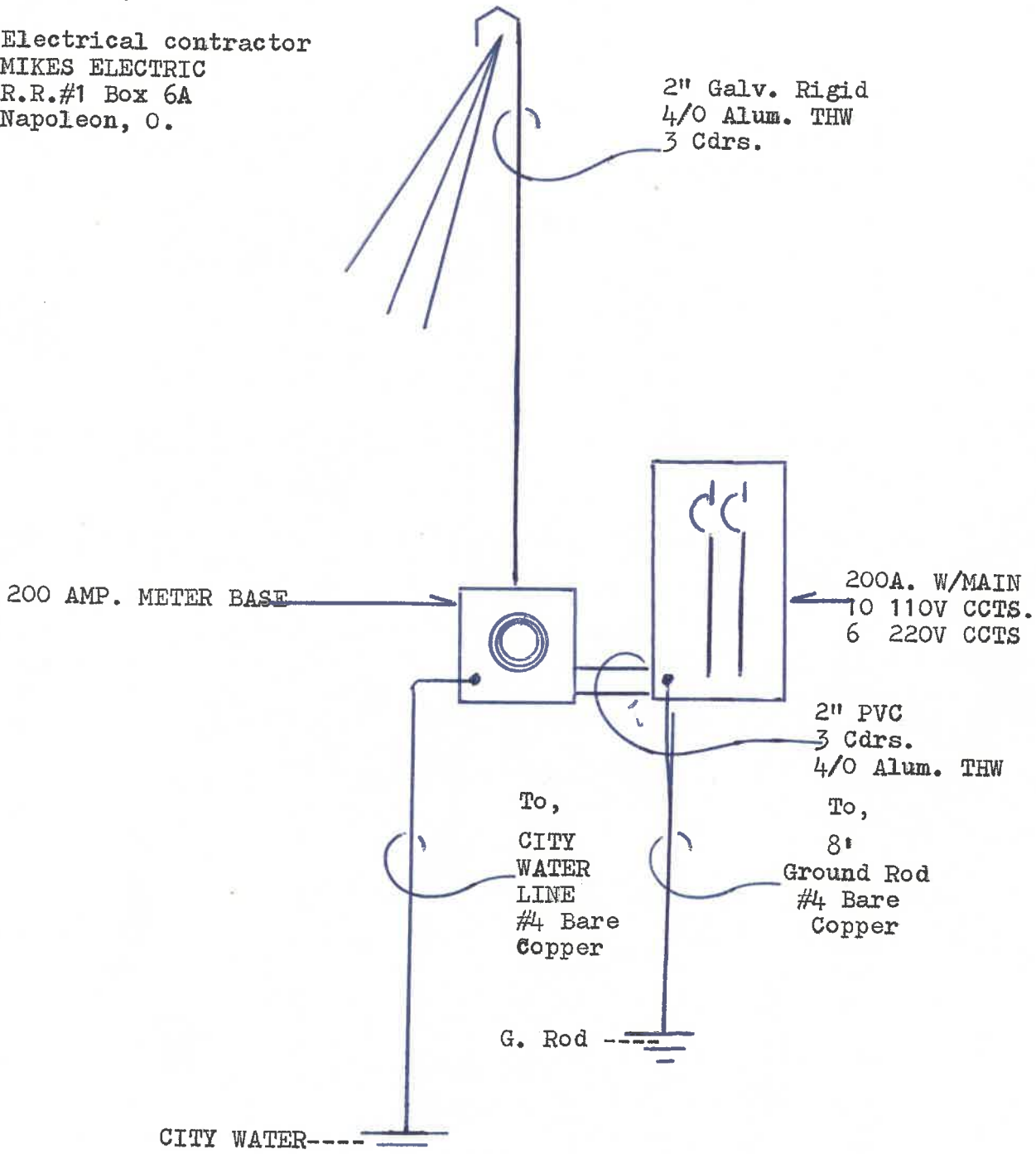


MIKE'S ELECTRIC  
RT. 1 BOX 6-A  
Napoleon, Ohio 43545  
592-8356

RISER DIAGRAM


For;  
Don Westoven & Sons Rltrs.  
135 W. Washington St.  
Napoleon, O.

Electrical contractor  
MIKES ELECTRIC  
R.R.#1 Box 6A  
Napoleon, O.



100-100000  
100-100000  
100-100000  
100-100000

100-100000  
100-100000  
100-100000



TO: Water Distribution Superintendent

Date: 5-30-78

FROM: The Building Inspector - Building Department

Please confirm the proposed installation of 3/4" water tap  
located FRONT / PROPOSED HOUSE

~~440 N. HARMONY DR.~~  
the following address: 440 N. HARMONY DR Lot # 3

Approved ZFS  
Bill Schmitz  
Water Supt.

Not Approved

5-31-78

Date

Remarks: Short Service - 6" Line lay 7' North  
1' Curb





8.00 Heat

CITY OF NAPOLEON  
BUILDING INSPECTION DEPARTMENT  
APPLICATION FOR PLUMBING PERMIT  
(PLEASE PRINT OR TYPE)

The undersigned hereby makes application for the installation, replacement or alteration of plumbing system or device as herein specified, agreeing to do all such work in strict accordance with the City of Napoleon's adopted Plumbing Code for 1, 2 and 3 Family Buildings.

Owner's Name Don W. Thuman Address NAP

Contractor's Name Blue Ridge Pumps Address Toledo Tel. \_\_\_\_\_

BUILDING INFORMATION:

Single Family  Double Family \_\_\_\_\_ Multiple Family \_\_\_\_\_ New Construction   
Addition \_\_\_\_\_ Remodel \_\_\_\_\_ Replacement \_\_\_\_\_ No. of Stories \_\_\_\_\_

DESCRIPTION OF WORK

Drainage Pipe of: Cast Iron \_\_\_\_\_ Copper \_\_\_\_\_ Other ABS Plastic

Size of Main Building Drain: 4" 4" Other \_\_\_\_\_

Size of Main Vent Stack: 3" 3" 4" \_\_\_\_\_ Other \_\_\_\_\_

Require Water Tap: yes (Yes or No) Require Sewer Tap: yes (Yes or No)

Size and Type of Water Tap 3/4" Plastic

Size and Type of Sewer Tap 4" Type of Joints Precamban

- No. of Water Closets ----- (2) No. of Sump Pumps ----- \_\_\_\_\_
- No. of Bathtubs ----- (1) No. of Lavatories ----- (2)
- No. of Kitchen Sinks ----- (1) No. of Automatic Washers ----- (1)
- No. of Disposals ----- 1 No. of Hot Water Heaters ----- 1
- No. of Dishwashers ----- 1 No. of Shower Receptors ----- (1)
- No. of Floor Drains ----- \_\_\_\_\_ Other (specify) \_\_\_\_\_

Storm Drainage Outlet to: Storm Sewer  Other \_\_\_\_\_

APPLICATION FOR PERMIT SHALL BE ACCOMPANIED BY TWO COMPLETE SETS OF A DRAINAGE ISOMETRIC, WITH ALL PIPES AND TRAPS PROPERLY SIZED. MUST INDICATE TOTAL DRAINAGE FIXTURE UNIT VALUE (dfu).


ESTIMATED COST OF COMPLETED PROJECT: \_\_\_\_\_

DATE \_\_\_\_\_ APPLICANT'S SIGNATURE \_\_\_\_\_

OWNER-CONTRACTOR-AGENT

3.2.10





---

PLUMBING

AIR CONDITIONING

HEATING

---

*Residential*

# Meyers Heating & Plumbing, Inc.

*Commercial*

---

2611 N. SCOTT ST.

419-592-6771

NAPOLEON, OHIO 43545

---



# APPLICATION FOR PERMIT TO TAP SEWER

(Print or Type)

Owner Don Westhoven NO. S78-11  
Address Washington St. Napoleon, Ohio BLDG. PERMIT 88-78  
Contractor Blue Ridge Homes PERMIT FEE \$ 50.00  
Address 4325 Holly Hill Toledo, Ohio Tel. 385-4496 DATE PAID 5-31-78

for office use only

## LOCATION OF CONNECTION

Street and No. 440 N. Harmony Drive Sanitary XXX Storm \_\_\_\_\_  
Lot No. 3 Subdivision Harmony Acres Size of Tap 4"  
Size and Type of Sewer 4" Vit Clay Pre. Joint ALL WORK MUST BE INSPECTED

I certify that the sewer will be used only as indicated and no other Drainage will be connected.

Date \_\_\_\_\_ Signature \_\_\_\_\_ owner-builder-agent  
do not write below this line

## INSPECTION RECORD

Date Inspected 7-21-78 Size and Type of Sewer 4" VIT. CLAY  
Location WEST SIDE USE. Depth 4.5' @ TAP Type of Test 5 PSI AIR  
Inspected and Approved By: R.D. [Signature] Date 7-21-78  
Inspector \_\_\_\_\_ Date \_\_\_\_\_  
Additional Information \_\_\_\_\_

Send copy to: D. WESTHOVEN

## SKETCH OF INSTALLATION

